

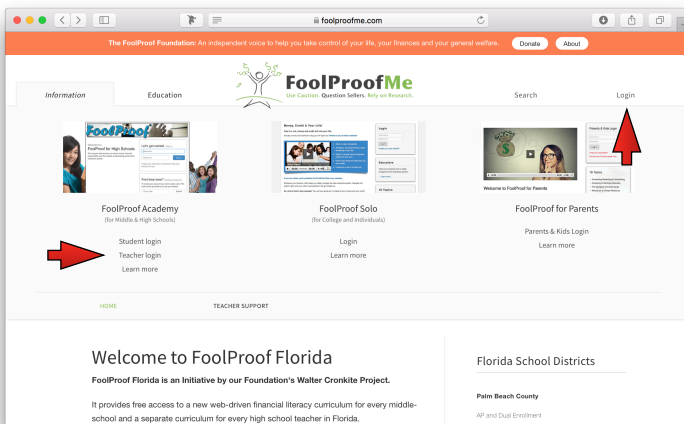
FoolProof for High Schools Quick Start Guide



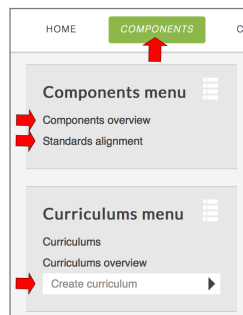
FoolProof
FOUNDATION
Use Caution. Question Sellers. Rely on Research.

Activation: When accessing the program for the first time, you will need an Access Code. Contact the Social Studies Supervisor, for an Access Code. Once you have the Access Code follow the steps below.

1. Visit foolproofflorida.com and click “login” on the top right of the page, followed by “Teacher login” below “FoolProof Academy”.



2. Select “Create your teacher account here” in the box on the left.
3. Fill out the form details and press “Submit” to create your account.
4. On the login page, enter your credentials to log in.
5. You can create a custom Curriculum to limit the Components available to your students. To create a Curriculum, select “Components” from the top navigation, followed by “Create curriculum” from the menu on the left.



6. Enter a name for your Curriculum, e.g. “Modules only”, and select (only) the Modules under the “High School” tab. Click “Submit” to save your Curriculum.

Create new curriculum

Curriculum name:

Middle School High School

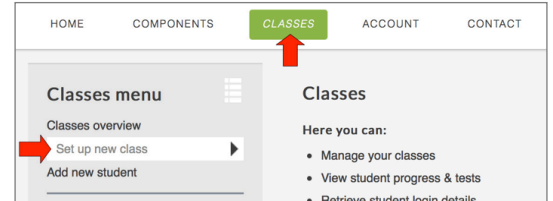
High School - Modules ([Check all](#))

Basic Personal Finance ([Check all](#))

#1: When It Hits The Fan

#2: Breathing Without Air

7. Now you can set up your class. Select “Classes” from the top navigation, followed by “Set up new class” in the menu on the left.



8. Enter a name for your course and select the Curriculum you just created. Leave all other settings as default. Repeat this step for each of your classes.

Additionally, you may want to give your students specific instructions while working through the modules. Instructions can be added in the designated form field.

Course name:

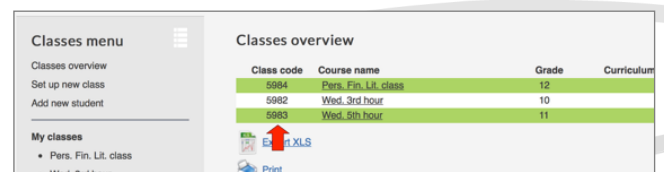
Grade:

Select curriculum:

Class instructions

Enter class-specific instructions here.

9. Once the class is created, make sure to share the “Class code” with your students.



10. That’s it. Enjoy using FoolProof in your classroom.

Broward County Public Schools
Louise Ball, Ed. D. Social Studies Supervisor
Phone: (754) 321-1870
Email: louise.ball@browardschools.com